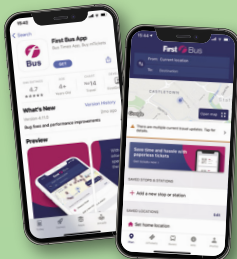


how to buy tickets on our app

1 download & log in

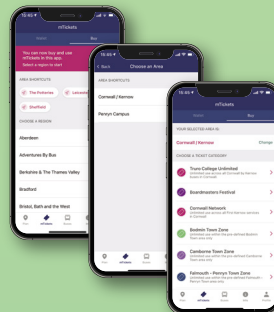


search **First Bus** in your app store and download our app



tap **mTickets** and log in - you'll need to create an account if it's the first time you've used the app

2 choose your ticket

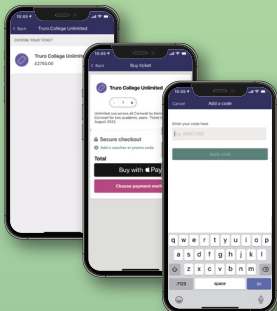


tap **buy** then select the region by tapping

Cornwall/Kernow >

and select the ticket you want to buy

3 pay or enter your bursary ticket code



pay for your ticket - or if you have a bursary ticket tap:

+ **Add a voucher or promo code**

and enter the code given to you by Truro & Penwith College

4 your ticket is ready



tickets you have paid for are **stored in your wallet**

you can access them by tapping **mTickets** then the **wallet** tab at the top of the screen

choose the ticket you want to use by tapping it

5 activate your ticket



tap **activate** to use your ticket for the first time - it will be valid straight away

6 scan your ticket

scan the barcode on the reader when getting on the bus - ask the driver if you need any help



save money!
get your mTicket direct from college

