

# park&ride IPSWICH

taking you  
straight into Ipswich  
in style



your simple guide  
to times, routes  
& tickets  
from two  
convenient  
car parks

from 12th April 2021



# welcome to

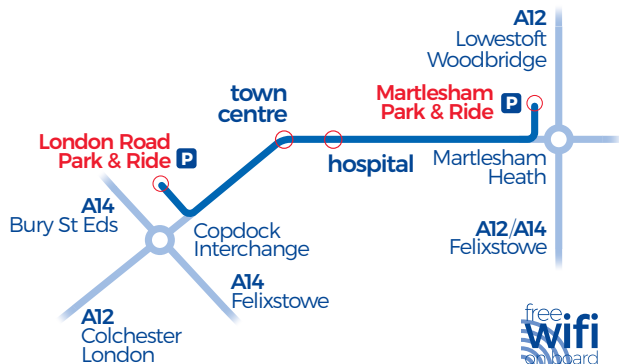
No matter why you're heading into town, parking has never been easier than with **park & ride**.

Simply choose your most convenient car park, catch the frequent, fast, direct bus service and decide which town centre stop is best for you.

Our modern buses are fitted with comfy real leather seats with head rests and plenty of room for legs and bags. They've got space for buggies and a wheelchair and you can even stay connected with free wifi on board.



So whether you're going to work, enjoying a day at the shops, having lunch with friends or exploring an event at Christchurch Park or The Waterfront, **park & ride** is the best way straight into Ipswich, in style.



free  
**wifi**  
on board



## simple park & ride fares...

Pay the driver of the bus with your contactless card or cash or pay less with an mTicket on your smartphone

	all day		after 12 & Saturdays	
	pay on the bus	pay on mTicket	pay on the bus	pay on mTicket
Adult	£3 <sup>20</sup>	£3	£2 <sup>50</sup>	£2 <sup>30</sup>
Young Person 5-19	£2 <sup>20</sup>	£2	£1 <sup>70</sup>	£1 <sup>50</sup>
High5 Group up to 5 - max 2 adults	£5 <sup>50</sup>	£5	£4 <sup>50</sup>	£4
Concession Passes	£1 <sup>70</sup> all day special fare			

You can buy these great value **park & ride** tickets when you start your journey at either car park. At any other stops, our normal Ipswich Zone fares will apply. You'll find more details on our website.

### Ipswich zone

Adult

pay on the bus  
£5

pay on mTicket  
£4<sup>80</sup>

for travel on all our buses in the whole Ipswich area - check our website to see how far you can go.

Young Person 5-19

£3<sup>80</sup>

£3<sup>60</sup>

High5 Group  
up to 5 - max 2 adults

£8<sup>50</sup>

£8



## go cashless...

Buy an **mTicket** on the **First Bus App** or pay with **contactless** on the bus



## regular traveller?

We've got a great range of longer term tickets available for a week, ten days, a month or more - there's full details on the back pages.

## overloaded?

All our tickets are valid for unlimited travel on park & ride buses all day so you can pop back to your car whenever you want.



## staying out later?

Once the main bus service has finished, we run late buses every hour back to the Martlesham Car Park - ideal for a meal out or to see a show - there's full details on the timetable pages.

## buses from London Road Park & Ride towards the town centre

Public Sector Campus West End Rd	8 mins
Willis Building Friars St	11 mins
Revolution/Buttermarket Dogs Head St	13 mins
Ipswich Hospital	24 mins

approx.  
off-peak  
journey  
times

### Monday - Friday

0700 1718  
0720 1735  
0735 1750  
0750 1805  
0805 1820  
0820 1835  
0835 1850  
0855  
0915  
0930  
0945

then  
**00**  
**15**  
**30**  
**45**  
past  
each  
hour  
until

1615  
1630  
1645  
1658

### Saturday

0720  
0740  
0800  
0820  
0840  
0900  
0915  
0930  
0945

then  
**00**  
**15**  
**30**  
**45**  
past  
each  
hour  
until

1800  
1815  
1830  
1845


free  
**wifi**  
on board

**park&go**

...when you buy your ticket on your  
mobile with our FREE mTicket app

or pay with **contactless** 

No more fumbling for change or  
dashing to the cash machine.  
Simply tap and go!



## returning from the town centre Major's Corner Ipswich Regent

London Road Park & Ride 17 mins

approx.  
off-peak  
journey  
time

### Monday - Friday

0720  
0735  
0750  
0807  
0827  
0847  
0905  
0920  
0935  
0950

then  
**05**  
**20**  
**35**  
**50**  
past  
each  
hour  
until

1750  
1805  
1825  
1840  
1900

### Saturday

0740  
0800  
0820  
0840  
0900  
0920  
0935  
0950

then  
**05**  
**20**  
**35**  
**50**  
past  
each  
hour  
until

1805  
1820  
1840  
1900

### buses also leave from

Ipswich Hospital  
Tower Ramparts Bus Stn Stand EE  
Museum Street  
Fire Station Princes Street

about **9** mins earlier  
about **2** mins later  
about **4** mins later  
about **8** mins later

Photos courtesy of: ©Ipswich Vision, ©Martin Pettitt (via Flickr CC Licence), ©Martin Cooper (via Flickr CC Licence), ©Nick Rowland (via Flickr CC Licence), ©D3Images/FreePik, ©Chevanon/FreePik, ©mrsiraphol/FreePik

# getting into Ipswich is easy with park & ride

## 1 choose your car park



## 2 jump on the bus and buy your ticket from the driver



## 3 straight to your bus stop

800

fast & direct between  
London Road P&R  
Ipswich town centre  
Ipswich Hospital  
Martlesham P&R  
up to **every 15 minutes**

there's a more detailed map of the town centre bus stops on the back pages

- buses from Martlesham P&R and towards London Road P&R
- buses from London Road P&R and towards Martlesham P&R

buses from Martlesham Park & Ride  
towards the town centre

Ipswich Hospital	11 mins	approx. off-peak journey times
Major's Corner Ipswich Regent	20 mins	
Tower Ramparts Bus Station	22 mins	
Museum Street	24 mins	
Princes Street Fire Station	28 mins	

Monday - Friday	Saturday
0700	0720
0715	0740
0730	0800
0745	0820
0805	0840
0825	0900
0845	0915
0900	0930
0915	0945
0930	then
0945	00
then	15
00	30
15	45
30	past
45	each
past	hour
each	until
hour	
until	1800
	1820
1745	1840
1805	
1820	
1840	

returning from the town centre  
Revolution/Buttermarket Dogs Head St

Ipswich Hospital	11 mins	approx. journey times
Martlesham Park & Ride	23 mins	

Monday - Friday	Saturday
0713	1713
0733	1733
0748	1748
0803	1803
0818	1818
0833	1833
0848	1848
0908	1903
0928	1922
0943	1952
0958	2022
then	2122
13	2207
28	2307
43	
58	
past	
each	
hour	
until	
	1858
1658	1922
	1952
	2022
	2122
	2207
	2307

these journeys are  
operated by  
service 66 buses

\*max 2 adults

**park&smile**  
with **High5** group tickets  
for a day of family fun

**£5** all day  
mTicket on bus

**£4** after 12 & Saturdays  
mTicket on bus

up to 5 people\* - all day

buses also leave from

Public Sector Campus West End Rd  
Willis Building Friars St  
Upper Brook Street  
Ipswich Hospital

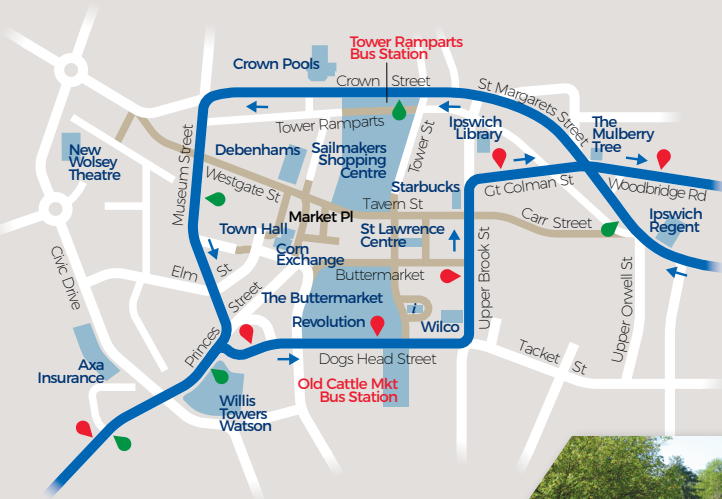
about 5 mins earlier  
about 2 mins earlier  
about 1 mins later  
about 11 mins later



# find your town centre bus stop



Wherever your day in Ipswich takes you, there's sure to be a bus stop nearby to get you back to the car when you're done. They're all shown on the map below.



Red dot: buses from London Road P&R and towards Martlesham P&R

Green dot: buses from Martlesham P&R and towards London Road P&R



## park&tap

check when your bus will arrive in real time with our **FREE First Bus App**



# park&save

When you use park & ride for work, college or uni, or even for a regular trip to the shops, you'll save with one of our longer term tickets.

All the prices are shown in the table and below you'll find all the ways you can buy yours.



buy on mTicket	week	month	10 day	annual	First Unlimited monthly cost*
Adult	<b>£13</b>	<b>£45</b>	<b>£25</b>	<b>£450</b>	<b>£43</b>
Young Person	<b>£9</b>	<b>£32</b>	<b>£17<sup>50</sup></b>	<b>£320</b>	
on bus*	• £4/£10	• £49/£35			
Travel Shop	• £4/£10	• £49/£35		• £470/£340	
e-purse	• £4/£10	• £49/£35			
Endeavour Card			• £26/£18		
eticket				• £470/£340	

Pay for your monthly ticket by direct debit.

Sign up online and get your ticket delivered to your phone.

Week, month, or annual tickets are all valid for unlimited travel on park & ride buses, whenever you want.

Our '10 day' tickets are packs of ten day tickets, bought in advance and activated for a days' travel whenever you want to use them.

You'll find more information on all of our tickets, and how to buy them on our website - [ipswichparkandride.co.uk](http://ipswichparkandride.co.uk)

\* when bought at the park & ride car parks only - see our website for details.



You can buy packs of 10 day tickets on Suffolk County Council's endeavour card... you'll find a link on our website



save even more on park & ride when your employer joins our **Commuter Travel Club**.

Find out how to join for **FREE** today at [firstbus.co.uk/ctclub](http://firstbus.co.uk/ctclub)





from **First Eastern Counties**

for more information



[www.ipswichparkandride.co.uk](http://www.ipswichparkandride.co.uk)



[@parkrideipswich](https://twitter.com/parkrideipswich)



**Ipswich Travel Centre**  
in Old Cattle Market Bus Station  
Monday - Friday 0830 - 1400 & 1450 - 1700



**Traveline**  
[www.traveline.info](http://www.traveline.info)  
0871 200 22 33

or to get in touch



**Customer Services** 0345 646 0707  
Monday - Friday 0700-1900 Weekends 0900-1700



Contact us at  
[firstbus.co.uk/easterncounties](http://firstbus.co.uk/easterncounties)

working with



**Suffolk**  
County Council