





X10  
X30



X10  
X30



X10



X30

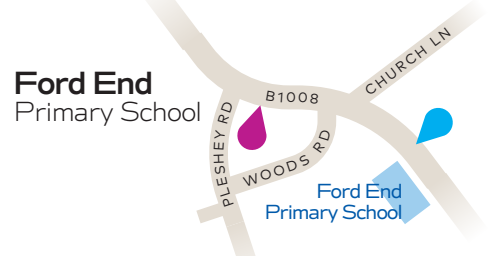

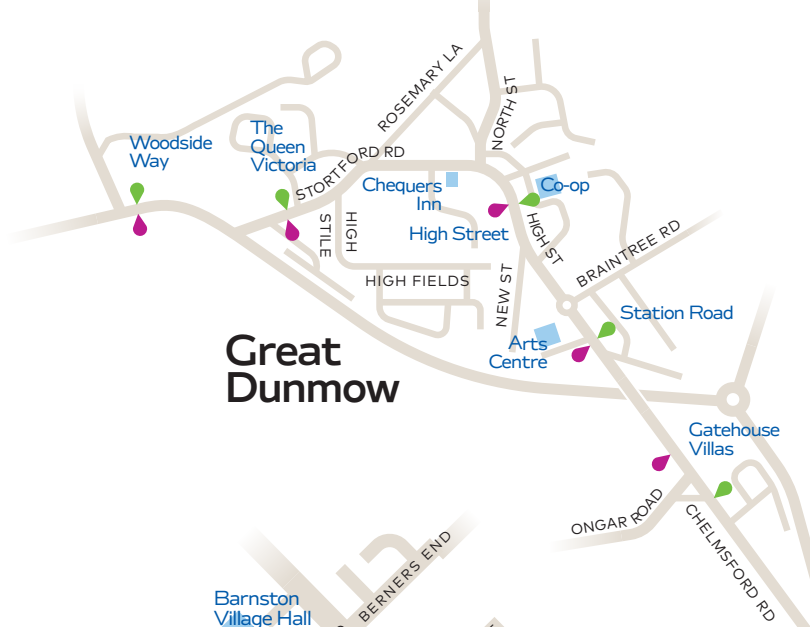
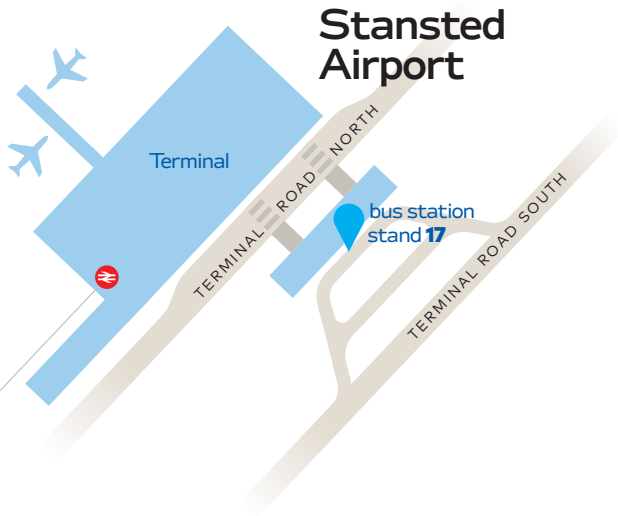
Welcome to Essex Airlink, the easy and direct way to get to and from Stansted Airport, every day of the week from early to late.

You'll like the high quality buses. They've plenty of room for all your holiday luggage and comfortable seats to relax into. The double-deckers on the Southend route even have some seats around tables, great for friends or family travelling together.

There are easy-to-follow timetables in this booklet, plus helpful maps to make it easy to find where you can get on and off.

You can pay the driver when you get on - in cash or contactless - or get our app and download tickets on to your phone.

**Just take off with Airlink.**



- bus stops
-  towards Chelmsford & Basildon or Southend
-  towards Chelmsford & Southend
-  towards Chelmsford & Basildon
-  towards Stansted Airport



## Runwell Chase

Mexican Kitchen

RUNWELL CHASE

RUNWELL ROAD

BROWNS AVE

bus stops



towards Chelmsford & Basildon or Southend



towards Stansted Airport



towards Basildon



towards Basildon or Southend



towards Southend or Stansted Airport

## Wickford

Wickford

The Swan

Aldi

STATION AVENUE

JERSEY GARDENS

ELM RD

SMALL LANE

THE BROADWAY

HIGH ST

## Basildon The Watermill

Beefeater Watermill

Premier Inn

WHITMORE WAY

A732

FELMORES

EAST MAYNE

## Basildon town centre

bus station stand U

Eastgate

MARKET SQUARE

MARKET SQUARE

SOUTHERNHAY

ROUNDACRE

## Broomfield Hospital

Broomfield Hospital  
Emergency

HOSPITAL APP

## Chelmsford town centre

bus station stand 5

bus station stand 1

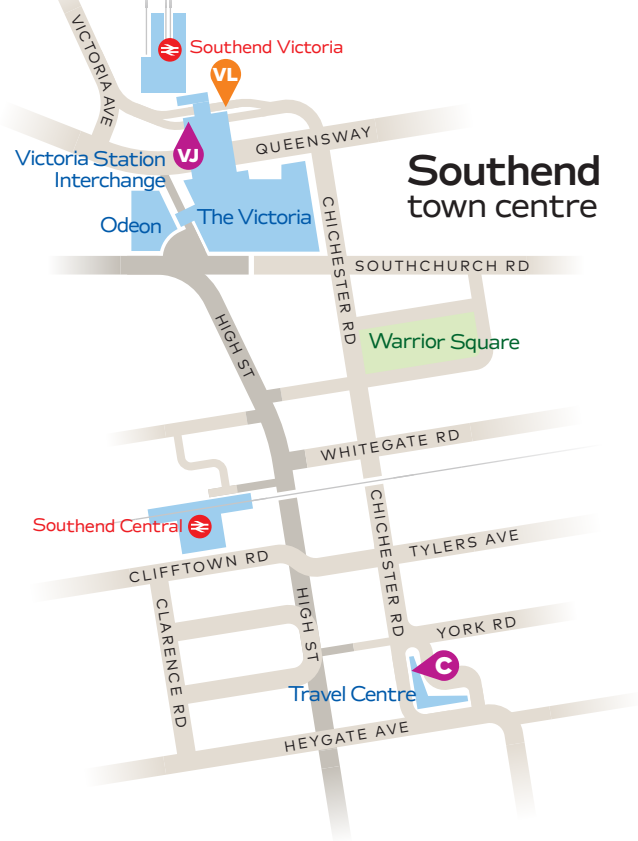
Chelmsford

FAIRFIELD RD

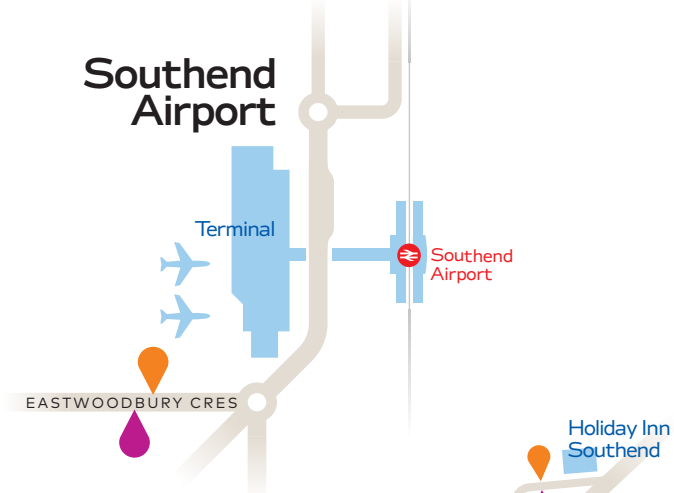
WELLS ST

DUKE ST

VIADUCT RD

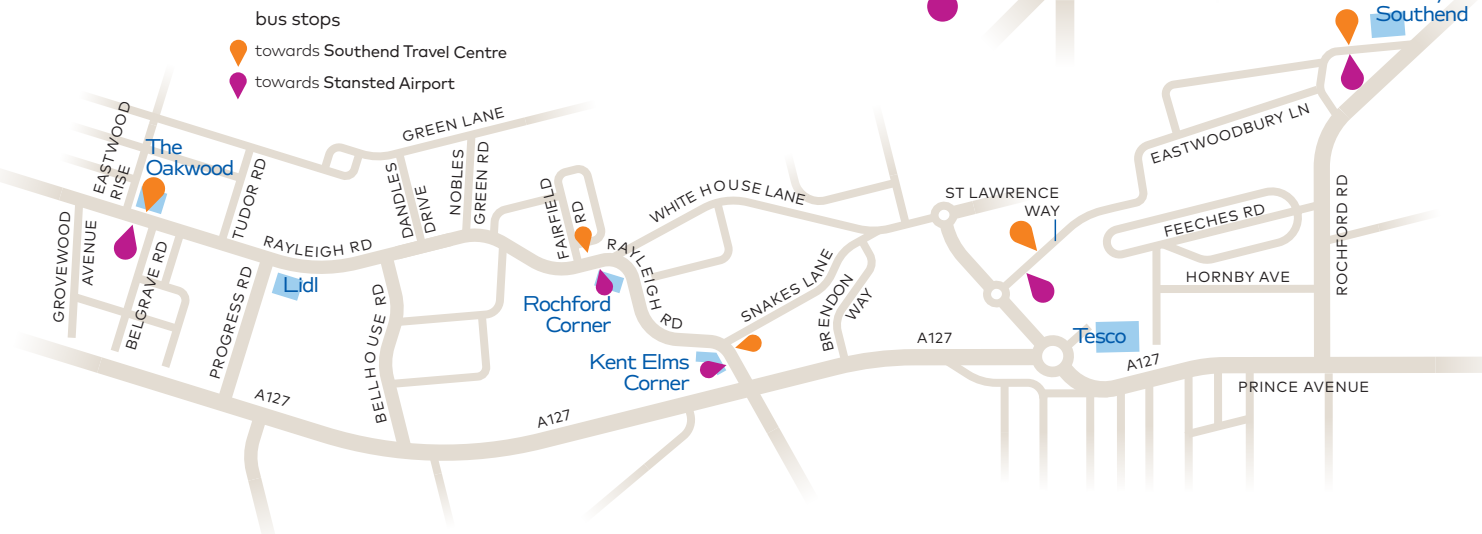


you can also get on and off in Rayleigh town centre  
see Wolsey Park timetable pages towards end of booklet



**Eastwood & Prittlewell**

- bus stops
- orange pin: towards Southend Travel Centre
- purple pin: towards Stansted Airport





# WOLSEY PARK



where to get on & off in

## Wolsey Park



We're pleased to provide a regular, frequent bus service from Wolsey Park to and from Rayleigh Station and the town centre.

Comfortable buses run up to every 30 minutes, with alternative journeys continuing to Chelmsford and Stansted Airport in one direction, and to Southend in the other.

Need to get to Southend Hospital? Change to a 20 or 25 at Rayleigh Station, the Oakwood or Eastwood Kent Elms stop.

where to get on & off in

## Rayleigh town centre

where to get off from journeys that start in Wolsey Park

buses also stop outside Rayleigh Station

where to get on for Wolsey Park Chelmsford & Stansted

where to get on for Southend

where to get off from journeys from beyond Wolsey Park

